
HEMINGFORD PUBLIC
SCHOOLS
ANNUAL REPORT

'24

Empowering Individuals to become Resourceful, Respectful, and Responsible Lifelong Learners.



HEMINGFORD PUBLIC SCHOOL





HEMINGFORD PUBLIC SCHOOLS

TABLE OF CONTENTS

INTRODUCTION

- Message from **Dr. Travis Miller** 4
- HPS **Mission, Vision, and Goals**

OVERVIEW

- HPS **At a Glance** 6

SCHOOL BOARD

- School Board **Strategic Plan** 7

STUDENT ENROLLMENT

- Studnet **Enrollment Data** 8

ASSESSMENT DATA

- Nebraska Student Centered Assessment **System** 11

HEMINGFORD PUBLIC SCHOOLS

MESSAGE FROM
THE SUPERINTENDENT



Dear Patrons:

As the superintendent of Hemingford Public Schools, I am pleased to share our annual report with you. We continuously strive to meet all local, state, and federal requirements for accountability, and we are committed to providing transparency and access to school information for our community members.

We are proud of our students, parents, and staff for their continued efforts in working toward academic excellence. As a fully accredited school district, our Elementary school has maintained their "Great" rating on the state accountability system. Our middle grades also maintained their "Great" rating on the same system. The high school was rated as a "Good". We are proud of our students for their performance and hard work. As a school we do still have work to do in striving to meet high performance for all learners.

Work is continuing as we recognize the importance of addressing areas of improvement and are working to implement the Strategic Plan of Hemingford Public Schools to guide our efforts.

Our Strategic Plan, adopted by the Board of Education, is a living document that provides strategic direction and guidance for Hemingford Public Schools. Our strategic plan has six guiding principles. These guiding principles are at the forefront of our work.

- Student-Centered Learning
- Personnel Effectiveness
- Student and Staff Well-Being
- Communication and Engagement
- District Resources
- Board Governance

We are committed to successfully implementing the objectives outlined in this plan, which we anticipate will be completed by the end of the 2026-2027 school year. Much work is already underway in our efforts to continuously improve.

We invite you to access additional information about state and federal accountability on the official website of the Nebraska Department of Education at <https://nep.education.ne.gov>. Locally, we publish this annual report and school improvement profile to provide accountability and transparency to our community.

We believe this report will provide our citizens with a basis for positive action within our community and school district. Thank you for your continued support of Hemingford Public Schools.

DR. TRAVIS MILLER

Superintendent

MISSION, VISION AND GOALS



Hemingford Public Schools

Mission, Vision, and School Improvement Goals

Mission Statement

Empowering individuals to become Resourceful, Respectful, and Responsible Lifelong Learners.

Vision Statement

Our vision at Hemingford Public Schools is to work with parents and the community to:

- create a safe and healthy learning environment for all,
- provide and promote opportunities for academic success,
- inspire involvement using career interests and strengths, and
- prepare caring, responsible, and successful citizens.

School Improvement Goals

Academic Goal:

All students will demonstrate growth in math on state and/or national assessments by the end of the 2025-2026 school year.

Instructional Goal:

Students and teachers will be engaged in evidence-based instructional strategies to improve learning.

Adopted by the Board of Education on January 9, 2023

HEMINGFORD PUBLIC SCHOOLS **AT A GLANCE**

DISTRICT DESCRIPTION



Hemingford Public Schools is located in Hemingford, a Panhandle town of 900. Hemingford District #10 is composed of an Elementary School (K-6) and High School (7-12). The elementary and High School each have a principal. The elementary principal also serves as K-12 Assessment Director to coordinate assessment. The principals share the duties of curriculum and staff development. The district is served by a PK-21 SPED Director. Our elementary school has over 200 students. Our 7-12 enrollment is 170. We have three SPED resource teachers for the district, and two counselors that work with all students of the District. We have a full time Registered nurse that serves our students and staff.

FINANCE BY THE NUMBERS

Certified Valuation: \$742,686,756

Total Receipts: \$8,705,175

- Local: \$6,057,633
- County: \$14,408
- State: \$1,867,039
- Special Education: \$510,582
- Federal: \$202,553
- Other: \$52,960



SCHOOL BOARD STRATEGIC PLAN

HEMINGFORD'S GUIDING PRINCIPLE OVERVIEW




STUDENT ENROLLMENT

Student Population

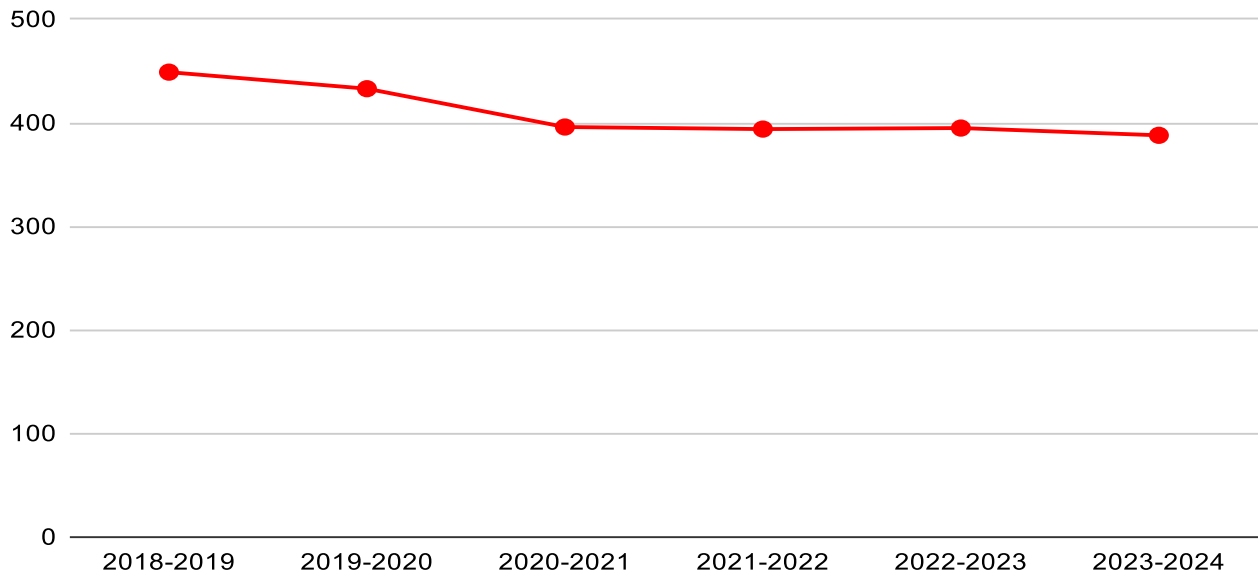
ENROLLMENT DATA

2019 through 2024

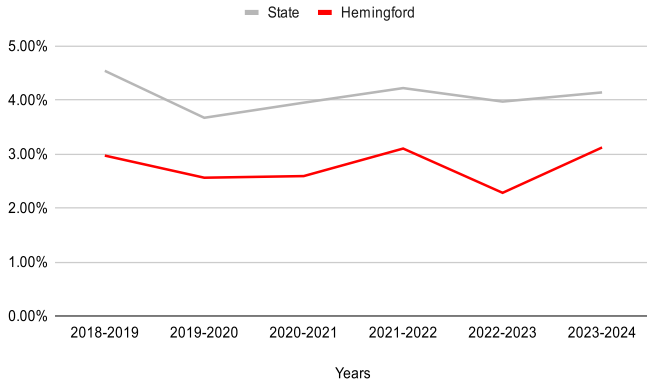


	PK	KG	1st	2nd	3rd	4th	5th	6th	7th	8th	9th	10th	11th	12th	Total
2023-2024	26	25	21	24	37	27	30	37	24	29	29	33	23	23	388
2022-2023	20	22	25	37	26	32	38	24	26	29	34	26	22	34	395
2021-2022	23	24	33	27	33	42	26	25	29	35	25	20	35	17	394
2020-2021	21	32	27	31	36	30	25	28	36	26	24	38	15	27	396
2019-2020	24	32	33	37	29	29	32	42	31	24	41	18	29	32	433

Enrollment



Highly Mobile Students

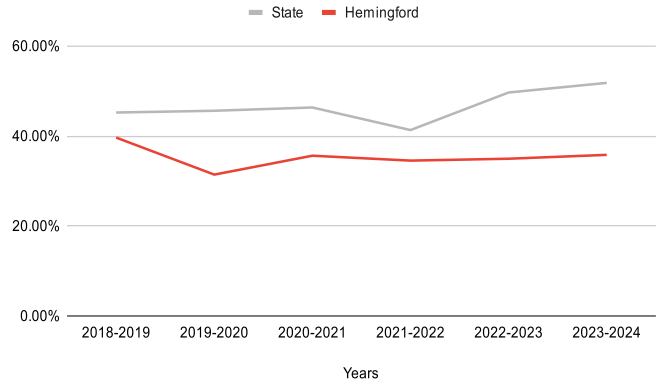


HIGHLY MOBILE STUDENTS

2019 through 2024

	State	Hemingford
2023-2024	4.14%	3.12%
2022-2023	3.97%	2.28%
2021-2022	4.22%	3.10%
2020-2021	3.95%	2.59%
2019-2020	3.67%	2.56%

Free and Reduced Lunch Eligibility

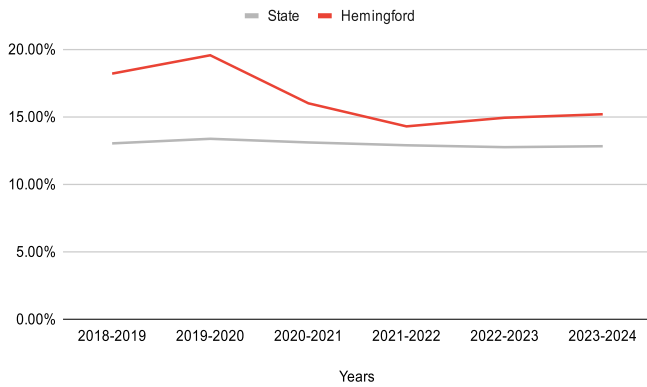


FREE AND REDUCED LUNCH ELIGIBILITY

2019 through 2024

	State	Hemingford
2023-2024	51.8%	35.8%
2022-2023	49.66%	34.94%
2021-2022	41.31%	34.52%
2020-2021	46.33%	35.61%
2019-2020	45.60%	31.41%

Students Qualifying for High Ability Learners

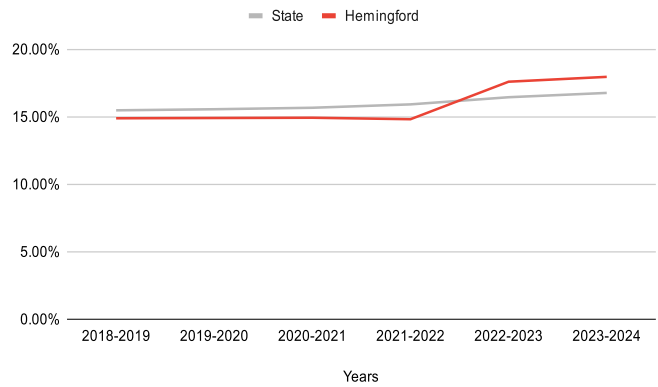


STUDENTS QUALIFYING FOR HIGH ABILITY LEARNERS

2019 through 2024

	State	Hemingford
2023-2024	12.82%	15.19%
2022-2023	12.75%	14.93%
2021-2022	12.89%	14.29%
2020-2021	13.10%	16.00%
2019-2020	13.37%	19.56%

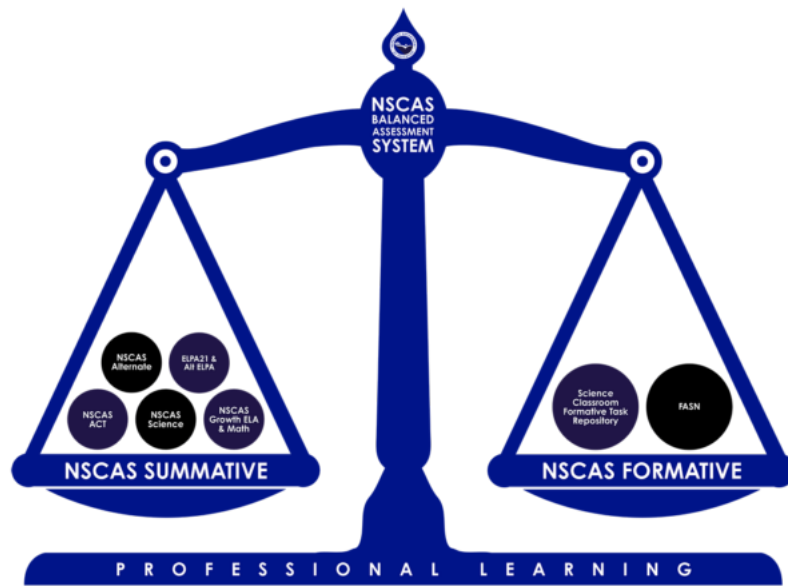
Students Qualifying for Special Education



STUDENTS QUALIFYING FOR SPECIAL EDUCATION

2019 through 2024

	State	Hemingford
2023-2024	16.77%	17.96%
2022-2023	16.45%	17.60%
2021-2022	15.92%	14.82%
2020-2021	15.67%	14.93%
2019-2020	15.56%	14.91%



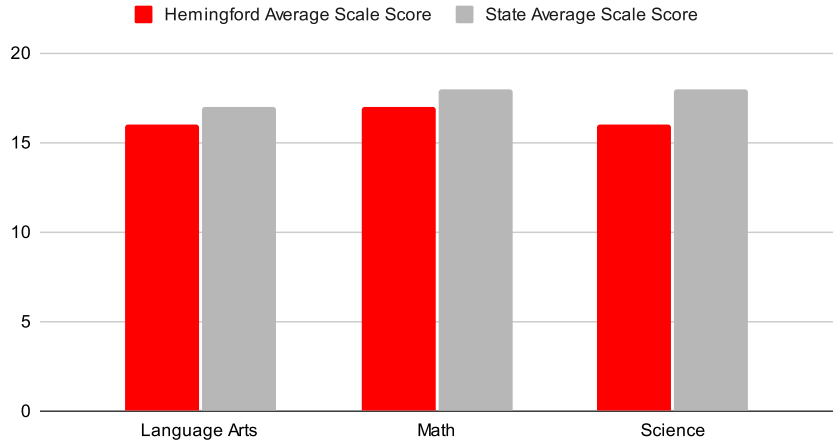
ASSESSMENT DATA

Nebraska Student Centered Assessment System

The Nebraska Student-Centered Assessment System (NSCAS), pronounced “en-skass,” is a new statewide assessment system that embodies Nebraska’s holistic view of students and helps them prepare for success in postsecondary education, career, and civic life. It uses multiple measures throughout the year to provide educators and decision makers at all levels with the insights they need to support student learning.

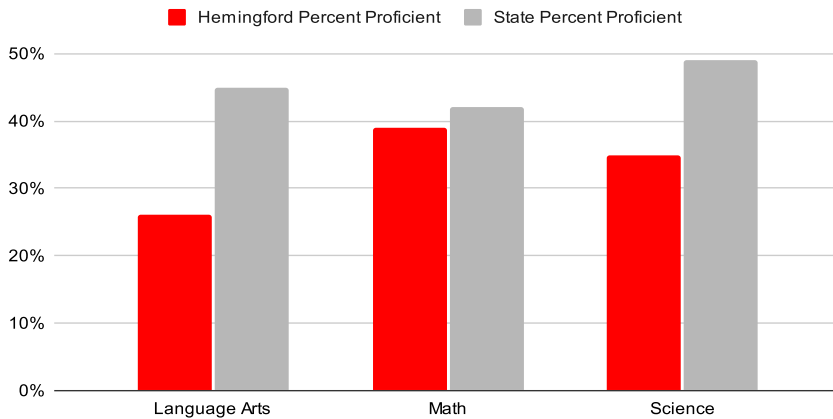
Spring 2024 ACT Average Scale Score

	Hemingford Average Scale Score	State Average Scale Score
Language Arts	16	17
Math	17	18
Science	16	18



ACT RESULTS

Spring 2024 ACT Percent Proficient



	Hemingford Percent Proficient	State Percent Proficient
Language Arts	26%	45%
Math	39%	42%
Science	35%	49%

The Nebraska State Statute 79-760 was updated by passage of LB 930 in spring 2016 to require that state accountability testing at the high school level be completed through the administration of a college entrance exam. ACT was selected as the exam to be administered beginning spring 2017 to all public school third-year cohort students, except those identified as needing alternate assessment.

Students will participate in ACT Reading, English, Math, Science and Writing each spring. Although ACT writing is optional for Saturday administrations, the ACT writing test is required for state testing for all students.

All students, including special education students and English Learners who are in their third-year cohort of high school must participate in the ACT.

NSCAS GROWTH

Nebraska Student Centered Assessment System

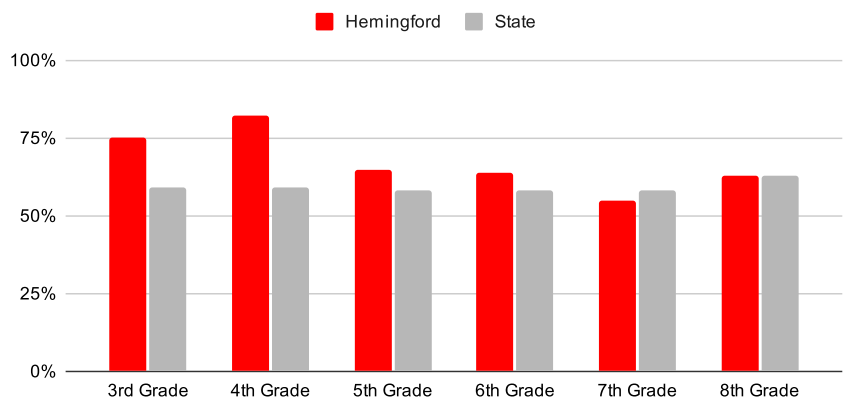
Nebraska has embarked on a transition to an adaptive through-year assessment model, one which combines the best of MAP Growth and the NSCAS General Summative test, builds on the work Nebraska educators have done statewide to create an assessment system that is instructionally useful, meaningful to students, and connected to classroom practice. NSCAS Growth will be aligned to both the state standards and to the state summative blueprint. Adaptive outside of grade level and measuring growth, it will yield grade level performance data throughout the school year and produce summative proficiency scores at year's end. The NSCAS Growth will be operational in 2022-2023.



ENGLISH LANGUAGE ARTS RESULTS

	Hemingford	State
3rd Grade	75%	59%
4th Grade	82%	59%
5th Grade	65%	58%
6th Grade	64%	58%
7th Grade	55%	58%
8th Grade	63%	63%

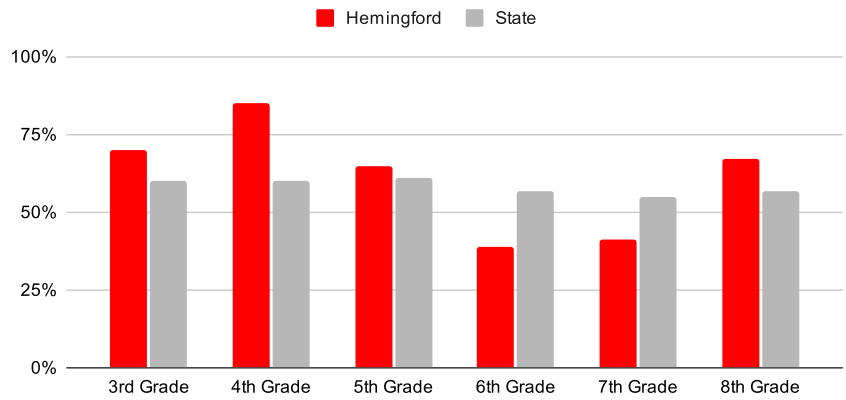
Spring 2024 NSCAS Growth (Language Arts)



2021-2022 Language Arts NSCAS (Percent Proficient)

	Hemingford	State
3rd Grade	70%	60%
4th Grade	85%	60%
5th Grade	65%	61%
6th Grade	39%	57%
7th Grade	41%	55%
8th Grade	67%	57%

Spring 2024 NSCAS Growth (Math)

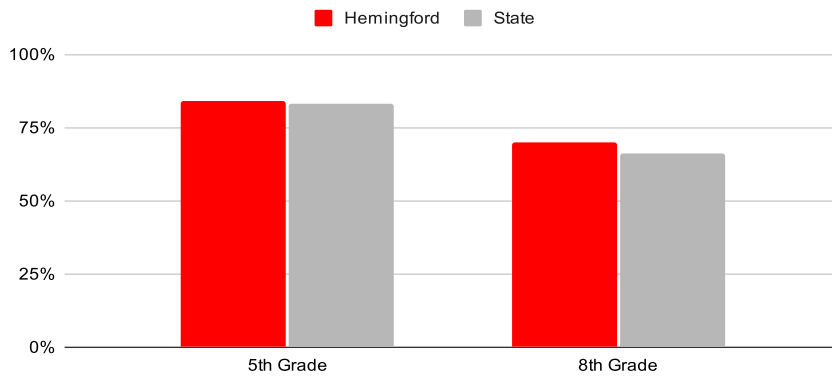


2021-2022 Math NSCAS (Percent Proficient)

MATH AND SCIENCE RESULTS



Spring 2024 NSCAS Growth (Science)



2021-2022 Science NSCAS (Percent Proficient)

	Hemingford	State
5th Grade	84%	83%
8th Grade	70%	66%



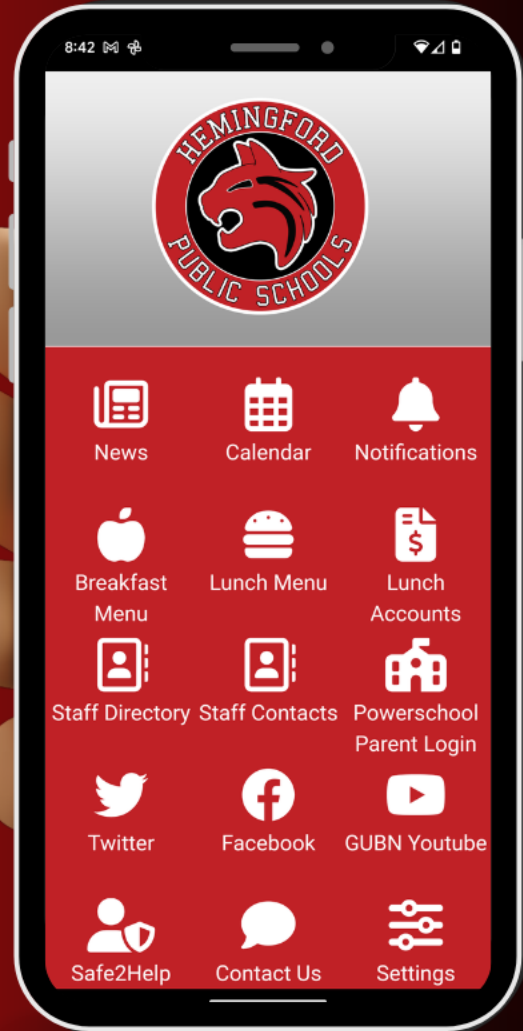
Download Our app

Search for Hemingford Public Schools in the Apple App store or the Google Play store to download our app.

Google



Apple



'24

HEMINGFORD PUBLIC
SCHOOLS

913 Niobrara
Hemingford/NE/69348

Phone (High School)
(308)487-3328

Phone (Elementary School)
(308) 487-3330

Email
tmiller@gubn.org

Website
<https://hemingfordschools.org>